VB4
ESC 1:50

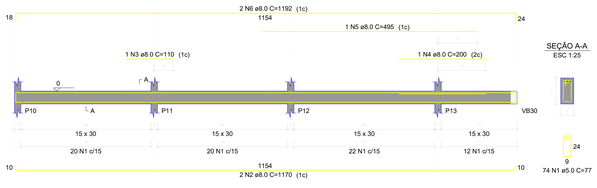

SEÇÃO A-A
ESC 1:25

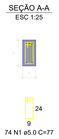

VB5
ESC 1:50

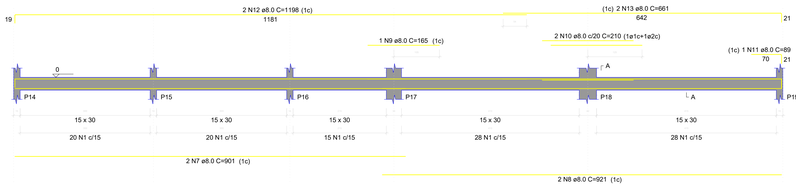

SEÇÃO A-A
ESC 1:25

VB6
ESC 1:50

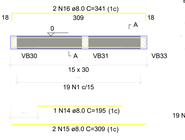

SEÇÃO A-A
ESC 1:25

VB7
ESC 1:50

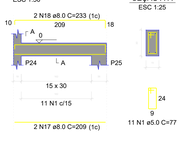

SEÇÃO A-A
ESC 1:25

VB8
ESC 1:50

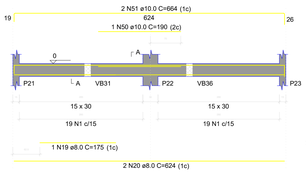

SEÇÃO A-A
ESC 1:25

VB9
ESC 1:50

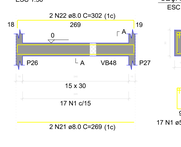

SEÇÃO A-A
ESC 1:25

VB10
ESC 1:50

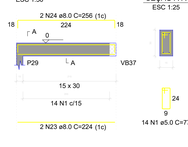

SEÇÃO A-A
ESC 1:25

VB11
ESC 1:50

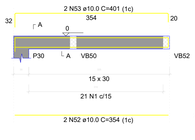

SEÇÃO A-A
ESC 1:25

VB12
ESC 1:50

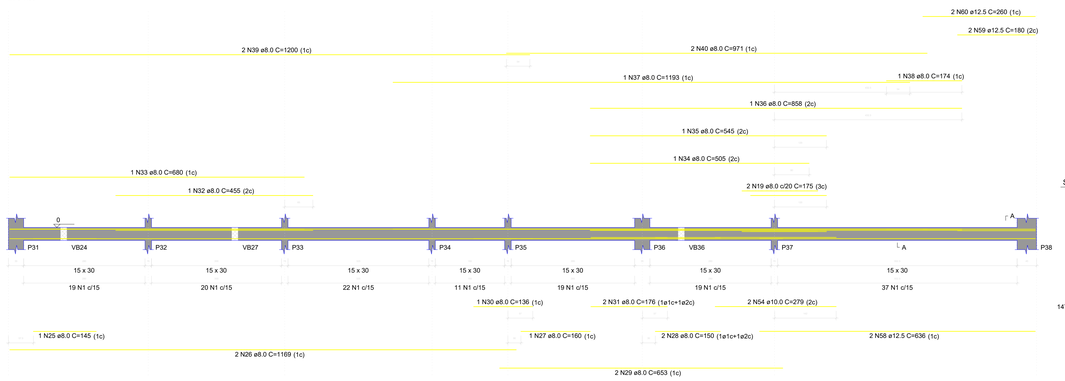

SEÇÃO A-A
ESC 1:25

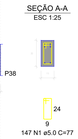

VB13
ESC 1:50

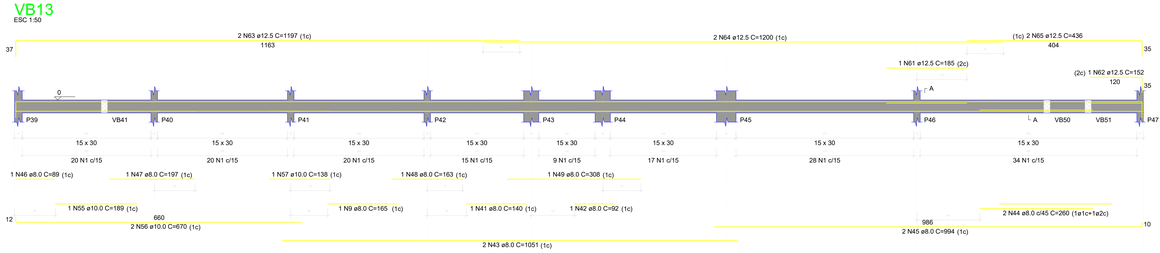

SEÇÃO A-A
ESC 1:25



VB14
ESC 1:50

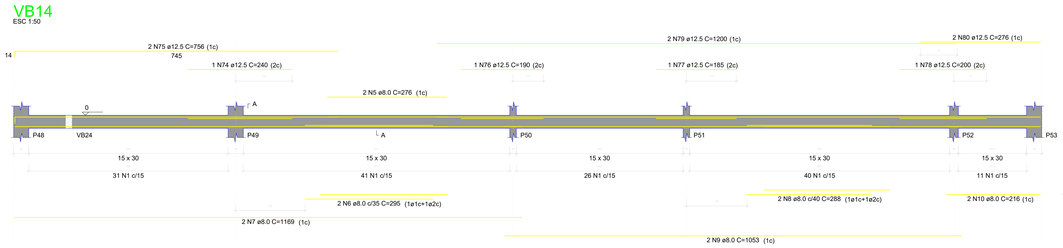

SEÇÃO A-A
ESC 1:25

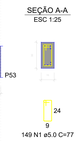

VB15
ESC 1:50

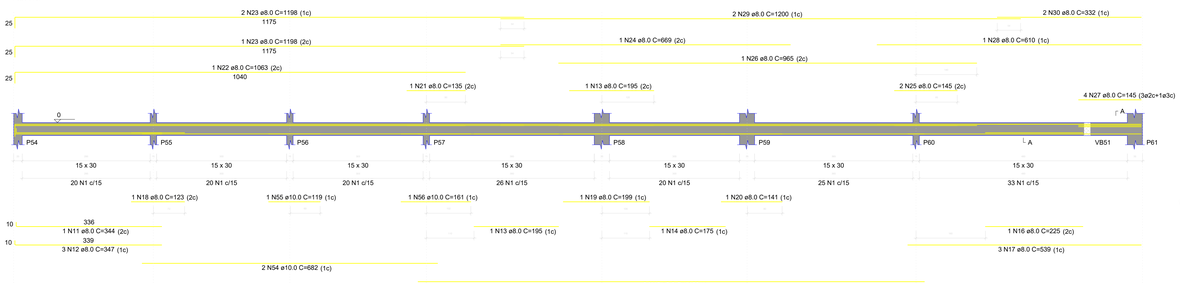

VB16
ESC 1:50

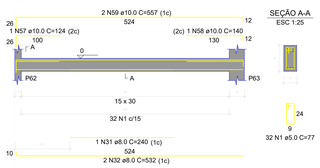

SEÇÃO A-A
ESC 1:25

SEÇÃO A-A
ESC 1:25

VB17
ESC 1:50

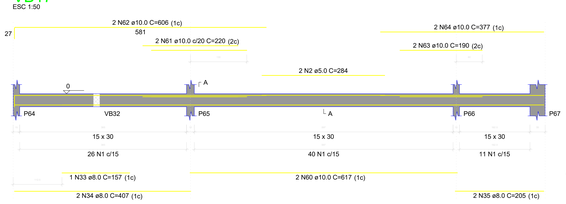

SEÇÃO A-A
ESC 1:25

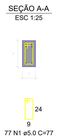

VB18
ESC 1:50

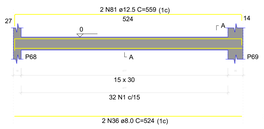

SEÇÃO A-A
ESC 1:25



VB20
ESC 1:50

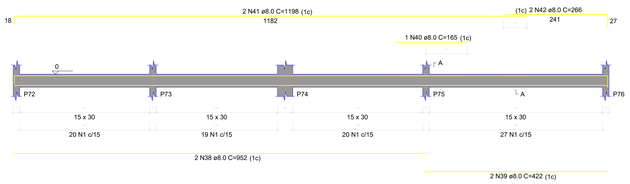

SEÇÃO A-A
ESC 1:25

VB24
ESC 1:50

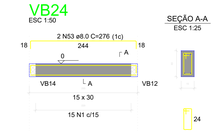

SEÇÃO A-A
ESC 1:25

VB22
ESC 1:50

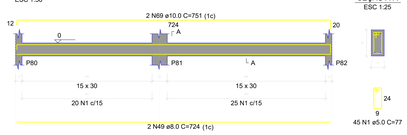

SEÇÃO A-A
ESC 1:25

VB23
ESC 1:50

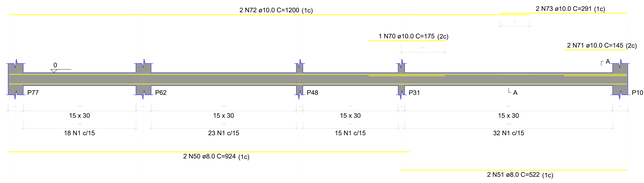

SEÇÃO A-A
ESC 1:25

VB19
ESC 1:50

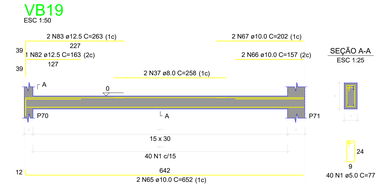

SEÇÃO A-A
ESC 1:25

VB21
ESC 1:50

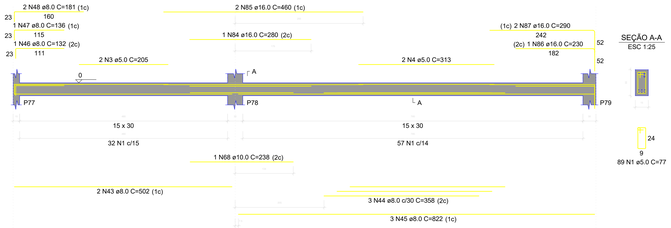

SEÇÃO A-A
ESC 1:25

RELAÇÃO DO AÇO

VB4 VB5 VB6
VB7 VB8 VB9
VB10 VB11 VB12
VB13

AÇO	N	DIAM (mm)	QUANT	C.UNIT (cm)	C.TOTAL (cm)
CA60	1	5.0	615	77	47355
CA50	2	8.0	2	1170	2340
	3	8.0	1	110	110
	4	8.0	1	200	200
	5	8.0	1	495	495
	6	8.0	2	1192	2384
	7	8.0	2	901	1802
	8	8.0	2	921	1842
	9	8.0	2	165	330
	10	8.0	2	210	420
	11	8.0	1	89	89
	12	8.0	2	1198	2396
	13	8.0	2	661	1322
	14	8.0	1	195	195
	15	8.0	2	309	618
	16	8.0	2	341	682
	17	8.0	2	209	418
	18	8.0	2	256	512
	19	8.0	3	175	525
	20	8.0	2	624	1248
	21	8.0	2	269	538
	22	8.0	2	302	604
	23	8.0	2	224	448
	24	8.0	2	256	512
	25	8.0	1	145	145
	26	8.0	2	1169	2338
	27	8.0	1	160	160
	28	8.0	2	150	300
	29	8.0	2	653	1306
	30	8.0	1	136	136
	31	8.0	2	176	352
	32	8.0	1	455	455
	33	8.0	1	680	680
	34	8.0	1	505	505
	35	8.0	1	545	545
	36	8.0	1	858	858
	37	8.0	1	1193	1193
	38	8.0	1	174	174
	39	8.0	2	1200	2400
	40	8.0	2	971	1942
	41	8.0	1	140	140
	42	8.0	1	92	92
	43	8.0	2	1051	2102
	44	8.0	2	260	520
	45	8.0	2	994	1988
	46	8.0	1	89	89
	47	8.0	1	197	197
	48	8.0	1	163	163
	49	8.0	1	308	308
	50	10.0	1	190	190
	51	10.0	2	664	1328
	52	10.0	2	354	708
	53	10.0	2	401	802
	54	10.0	2	279	558
	55	10.0	1	189	189
	56	10.0	2	670	1340
	57	10.0	1	138	138
	58	12.5	2	636	1272
	59	12.5	2	180	360
	60	12.5	2	260	520
	61	12.5	1	185	185
	62	12.5	1	152	152
	63	12.5	2	1197	2394
	64	12.5	2	1200	2400
	65	12.5	2	436	872

PESO TOTAL (kg)	
CA50	291.6
CA60	80.3

Volume de concreto (C-30) = 4.09 m³
Área de forma = 68.37 m²

RELAÇÃO DO AÇO

VB14 VB15 VB16
VB17 VB18 VB19
VB20 VB21 VB22
VB23 VB24

AÇO	N	DIAM (mm)	QUANT	C.UNIT (cm)	C.TOTAL (cm)
CA60	1	5.0	817	77	62909
	2	5.0	2	284	568
	3	5.0	2	205	410
	4	5.0	2	313	626
CA50	5	8.0	2	276	552
	6	8.0	2	295	590
	7	8.0	2	1169	2338
	8	8.0	2	288	576
	9	8.0	2	1053	2106
	10	8.0	2	216	432
	11	8.0	1	344	344
	12	8.0	3	347	1041
	13	8.0	2	195	390
	14	8.0	1	175	175
	15	8.0	2	1168	2336
	16	8.0	1	225	225
	17	8.0	3	539	1617
	18	8.0	1	123	123
	19	8.0	1	199	199
	20	8.0	1	141	141
	21	8.0	1	135	135
	22	8.0	1	1063	1063
	23	8.0	3	1198	3594
	24	8.0	1	669	669
	25	8.0	2	145	290
	26	8.0	1	965	965
	27	8.0	4	145	580
	28	8.0	1	610	610
	29	8.0	2	1200	2400
	30	8.0	2	332	664
	31	8.0	1	240	240
	32	8.0	2	532	1064
	33	8.0	1	157	157
	34	8.0	2	407	814
	35	8.0	2	205	410
	36	8.0	2	524	1048
	37	8.0	2	258	516
	38	8.0	2	952	1904
	39	8.0	2	422	844
	40	8.0	1	165	165
	41	8.0	2	1198	2396
	42	8.0	2	266	532
	43	8.0	2	502	1004
	44	8.0	3	358	1074
	45	8.0	3	822	2466
	46	8.0	1	132	132
	47	8.0	1	136	136
	48	8.0	2	181	362
	49	8.0	2	724	1448
	50	8.0	2	924	1848
	51	8.0	2	522	1044
	52	8.0	2	244	488
	53	8.0	2	276	552
	54	10.0	2	682	1364
	55	10.0	1	119	119
	56	10.0	1	161	161
	57	10.0	1	124	124
	58	10.0	1	140	140
	59	10.0	2	557	1114
	60	10.0	2	617	1234
	61	10.0	2	220	440
	62	10.0	2	606	1212
	63	10.0	2	190	380
	64	10.0	2	377	754
	65	10.0	2	652	1304
	66	10.0	2	157	314
	67	10.0	2	202	404
	68	10.0	1	238	238
	69	10.0	2	751	1502
	70	10.0	1	175	175
	71	10.0	2	145	290
	72	10.0	2	1200	2400
	73	10.0	2	291	582
	74	12.5	1	240	240
	75	12.5	2	756	1512
	76	12.5	1	190	190
	77	12.5	1	185	185
	78	12.5	1	200	200
	79	12.5	2	1200	2400
	80	12.5	2	276	552
	81	12.5	2	559	1118
	82	12.5	1	163	163
	83	12.5	2	263	526
	84	16.0	1	280	280
	85	16.0	2	460	920
	86	16.0	1	230	230
	87	16.0	2	290	580

RESUMO DO AÇO

AÇO	DIAM (mm)	C.TOTAL (m)	PESO + 10% (kg)
CA50	8.0	448	194.4
	10.0	142.5	96.6
	12.5	70.9	75.1
	16.0	20.1	34.9
CA60	5.0	645.1	109.4

PESO TOTAL (kg)	
CA50	401.1
CA60	109.4

Volume de concreto (C-30) = 5.43 m³
Área de forma = 90.56 m²

Nº	DATA	ASSUNTO DA REVISÃO	RESPONSÁVEL

REVISÕES

PROPRIETÁRIO: UNIVERSIDADE FEDERAL DE JATAÍ
UNIDADE GESTORA: UNIVERSIDADE FEDERAL DE JATAÍ -GO
OBRA: CONSTRUÇÃO DA CLÍNICA DE SERVIÇO DE PSICOLOGIA APLICADA (SPA) DA UFJ.
MUNICÍPIO: JATAÍ
ESTADO: GOIÁS
OBRA: AVENIDA OSWALDO DE MELLO, Nº 1.233, CENTRO.
TIPO: CONSTRUÇÃO
PROPRIETÁRIO:
SETOR TÉCNICO:

NOME: CARGO: FUNÇÃO:

AUTOR DO PROJETO: ENG. CARLOS A.C. LIMA
REG. PROFIS.: CREA/PI 1919998/72
RESPONSÁVEL TÉCNICO: ENG. CARLOS A.C. LIMA
REG. PROFIS.: CREA/PI 1919998/72

PROJETO: PROJETO ESTRUTURAL
REFERÊNCIA: PLANTA DE ARMAÇÃO DAS V. BALDRAMES

CARPLAN ENGENHARIA E PROJETOS LTDA
REPRESENTANTE: CARLOS AUGUSTO CARDOSO LIMA
CPF: 000.000.000-00 / CREA-PI
CREA-PI: 1919998/72
ENDEREÇO:AVENIDA RAUL LOPES, 880, JOQUEI
CLUBE, TERESINA
EMAIL OU SITE: CONTATO@CARPLANENG.COM.BR
TELEFONE: (86) 99118-9162

DESENHO: PLANTA DO PAV. BALDRAME
ESCALA: 1:50
MARGEM: ESCALA DO DESENHO
Carlos Alberto
Cardoso Lima
UFJ_JAT_DG-PE-BAL

REFERÊNCIA: 02/03